

# WINDOW ORDERING INFORMATION



**FrontLine**<sup>®</sup>  
*Bldg. Products Inc.*  
Member of the Bay Family of Companies

## General Information

Frontline® Bldg. Products Inc. is committed to ensuring customer satisfaction. Our architectural windows are complex and product precise. To match your specific needs, please provide the following information when placing quotes and orders:

- Quantity
- Type of unit or shape name
- Width and Height, and Leg or Radius (as applicable)
- Type of Exterior (specify color)
- Jamb size
- Type of material (pine, oak, etc.)
- Type of glass
- Type, style and profile of interior trim
- Grille profiles, style and configuration (send drawings whenever possible)
- Window or door that unit is to be stacked above or mulled to

To make quoting and ordering easier for you, please use the Frontline® Bldg. Products Inc. Quote/Order Form.

## Quotes

Quotes are valid for 30 days.

If changes are made, a new quote will be required.

Frontline® Bldg. Products Inc. will return quotes within 48-72 hours.

## Orders

All specialty window items will have a CAD drawing sent with each acknowledgment. Please review the dimensions and specifications to be sure of accuracy. All drawings must be signed and emailed back to Frontline® Bldg. Products Inc.. Once the drawing is signed, the customer assumes all responsibility for the accuracy of the CAD drawing.

Production will begin upon the receipt of the signed CAD drawing. Approved orders received after 3:00PM Central Time will be processed and scheduled during the following business day.

Once production begins, changes and cancellations cannot be made.

## Templates

Frontline Bldg. Products Inc. will gladly provide a preliminary quote for window units or accessories that are to be made from a customer's template. When sending in a quote request, please advise us when a template will be included. A template charge will apply.

Upon receipt of the template, we will:

- Provide a CAD drawing for the customer review and signoff.
- Provide a firm quote.
- Schedule the order for production upon return of the signed off drawing.

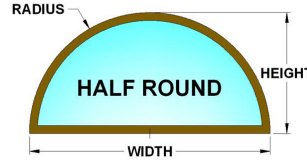
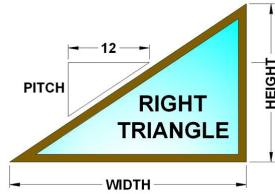
NOTE: Any template Frontline Bldg. Products Inc. receives that does not adhere to the guidelines listed below may be refused or subject to additional charges. Frontline Bldg. Products Inc. reserves the right to reject any template that limits our ability to make an accurate fitting part(s). The part(s) manufactured from a template are only as accurate as the template.

### General Template Guidelines

1. Pattern(s) should be traced on Kraft paper using a fine tipped pencil or market. Label all lines using one of the following:
  - Daylight Opening (DLO)
  - Rough Opening (RO)
  - Masonry Opening (MO)
  - Sash Opening (SO)
  - Inside Jamb (Inside JB)
  - Outside Jamb (Outside JB)
  - Inside Trim
  - Outside Trim
  - Trim Reveal
2. When possible, use one piece of paper. If a splice is needed, then overlap the paper by 2" and mask both sides of the template. Make sure that the patterned lines are continuous at the splice.
3. A template that shows only a portion of the opening, because of size limitations, must state clearly the dimensions and/or the shape of the remaining portion to be added to the template to obtain an accurate TOTAL SIZE. If a half template only is provided, it will be used for the remaining half also, so make sure opening, window, etc., is concentric. Sketches are helpful and often self explanatory.
4. Mark the template "Viewed from Interior" or "View from Exterior".
5. Roll the template and mail it in a cardboard tube, do not fold the template. Once folded, a template cannot be properly flattened in order to provide accurate information.
6. If you know your FrontLine® Bldg. Products Inc. sales order number, then a template is not needed. Indicate on the order form what items you need.
7. Accessories that can be ordered by providing a template are: glass, interior trim, exterior brick-mould(wood or aluminum) interior or exterior stops, jamb extensions, aluminum drip cap and interior and exterior grilles. For grilles, make the template according to the daylight opening and mark for any possible grille bar alignment requirements.
8. Complete windows can be ordered by template. For a new window send us a template based on rough opening, masonry opening, or frame size.

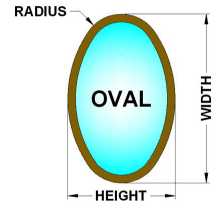
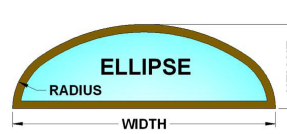
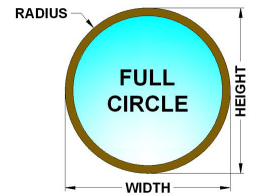
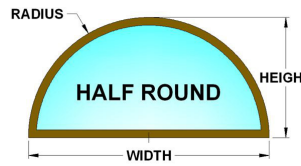
# Size Guidelines

## Maximum Straight Side = 120"

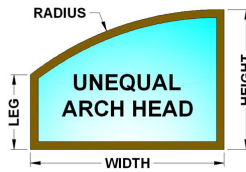
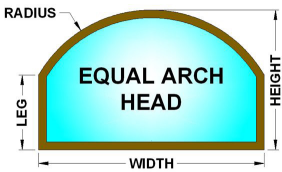


## Minimum Bending Radius

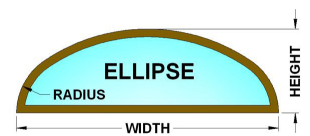
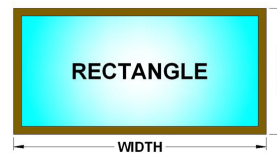
Series	Product	Minimum Frame Radius
Aluminum Clad Wood	3/4" Jamb	8
	Sash Set Option	11
	Clad BM Option	12
	1-1/8" Jamb-All Options	12
	Offset Jamb-All Options	12
Wood	All Products & Options	6
PVC/Wood	All Products & Options	6
Full PVC	All Products & Options	6
Interior Wood	All Products & Options	6



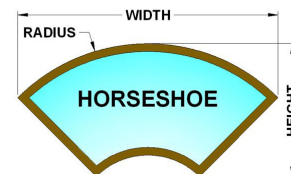
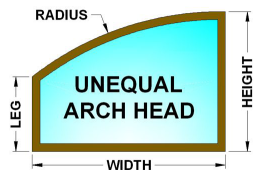
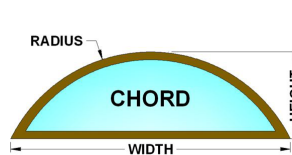
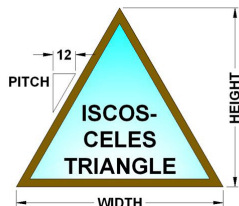
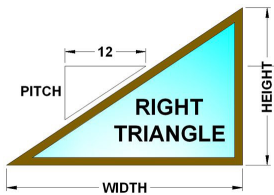
## Minimum Leg on Equal and Unequal



## Minimum Overall Dimension = 10"



## Minimum Angle (Pitch) = 36 Degrees (8-7/12 Pitch Min. or 16-5/12 Pitch Max.)





**We also offer these great products:**

Architectural Windows & Grilles  
Commercial Entry Doors  
Commercial Grilles  
Custom Millwork  
Entry Door Frame Systems  
Garage Door Frames  
Transom Windows & Grilles  
Oversized Direct Set Windows

DISTRIBUTED BY:



[www.frontlinebldg.com](http://www.frontlinebldg.com) | [salesmedford@frontlinebldg.com](mailto:salesmedford@frontlinebldg.com) | 1-800-223-4792